

Natalie M. Warburton, Amy Naicker, Gabrielle Tobias, Larry Vogelnest;

Ageing the echidna *Tachyglossus aculeatus*—the sequence and consequence of post-hatching ossification in an unusual mammal.

R. Soc. Open Sci. 1 November 2026; 13 (11): 260356. https://doi.org/10.1098/rsos.260356

[OFFICIAL]

ABBREVIATIONS

ACE	Acetabulum	ISA	Ischial portion of acetabulum
ATL	Atlas (C1)	ISC	Ischium
AXB	Axis (C2); body	IST	Ischial tuberosity
AXDA	Axis (C2); apical segment of dens	MCA	Metacarpal
AXDB	Axis (C2); basal segment of dens	MPD	Manual distal phalanx
AXI	Axis (C2), second cervical vertebra	MPM	Manual middle phalanx
CAL	Calcaneus	MPP	Manual proximal phalanx
CAS	Cranial angle of the scapula	MTA	Metatarsal
CDR	Distal row of carpal bones	OCC	Occipital condyles
CER	Cervical ribs	OSC	Os calcaris
CEV	Cervical vertebrae	PAD	Patella distal centre
CLA	Clavicle	PAP	Patella proximal centre
COR	Coracoid	PAT	Patella
ECO	Epicoracoid	PIS	Pisiform
EPI	Epipubic bone	PPD	Pedal distal phalanx
FDE	Femoral distal epiphysis	PPM	Pedal middle phalanx
FEM	Femur	PPP	Pedal proximal phalanx
FGT	Femoral greater trochanter	RAD	Radius
FIB	Fibula	RDE	Radial distal epiphysis
FIDE	Fibular distal epiphysis	RPE	Radial proximal epiphysis
FIPE	Fibular proximal epiphysis	SCA	Scapula
FPE	Femoral proximal epiphysis	SCP	Scaphoid
GLC	Glenoid cavity	SES	Sesamoid bone
HDE	Humeral distal epiphysis	TAL	Talus
HGT	Humeral greater tubercle	TBC	Central tarsal bone
HLE	Humeral distal lateral epicondyle	TDE	Tibial distal epiphysis
HLT	Humeral lesser tubercle	TDR	Distal row of tarsal bones
HME	Humeral distal medial epicondyle	TIB	Tibia
HPE	Humeral proximal epiphysis	TPE	Tibial proximal epiphysis
HUM	Humerus	TRI	Triquetrum
ICL	Interclavicle	UDE	Ulnar distal epiphysis
ILA	Iliac portion of the acetabulum	ULN	Ulna
ILI	Ilium	UOL	Olecranon (ulna)

[OFFICIAL]

ECHINDA X-RAY - A

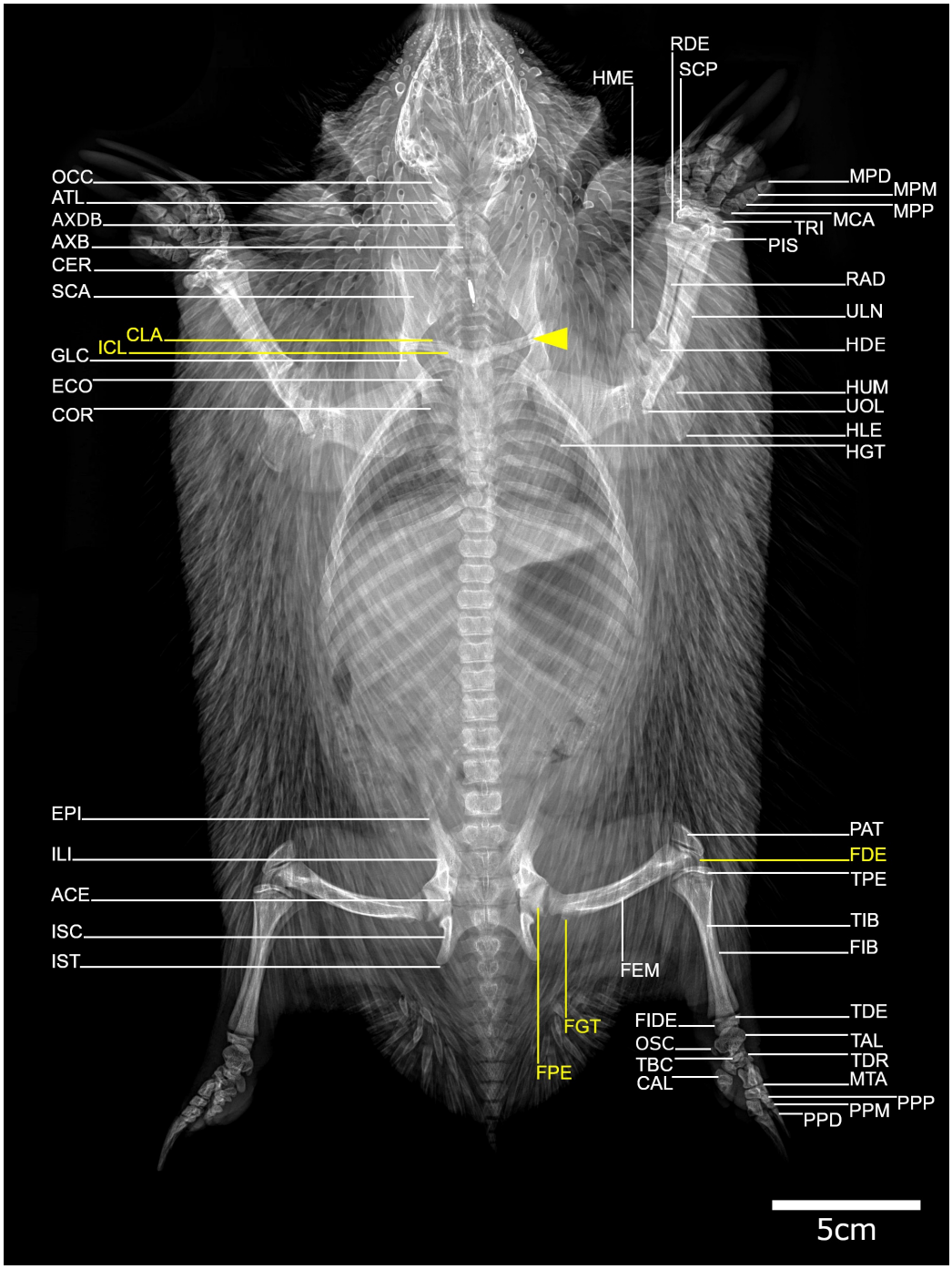

Warburton, Naicker, Tobias and Vogelnest 2026 Royal Society Open Science

[OFFICIAL]

ECHIDNA X-RAY - B

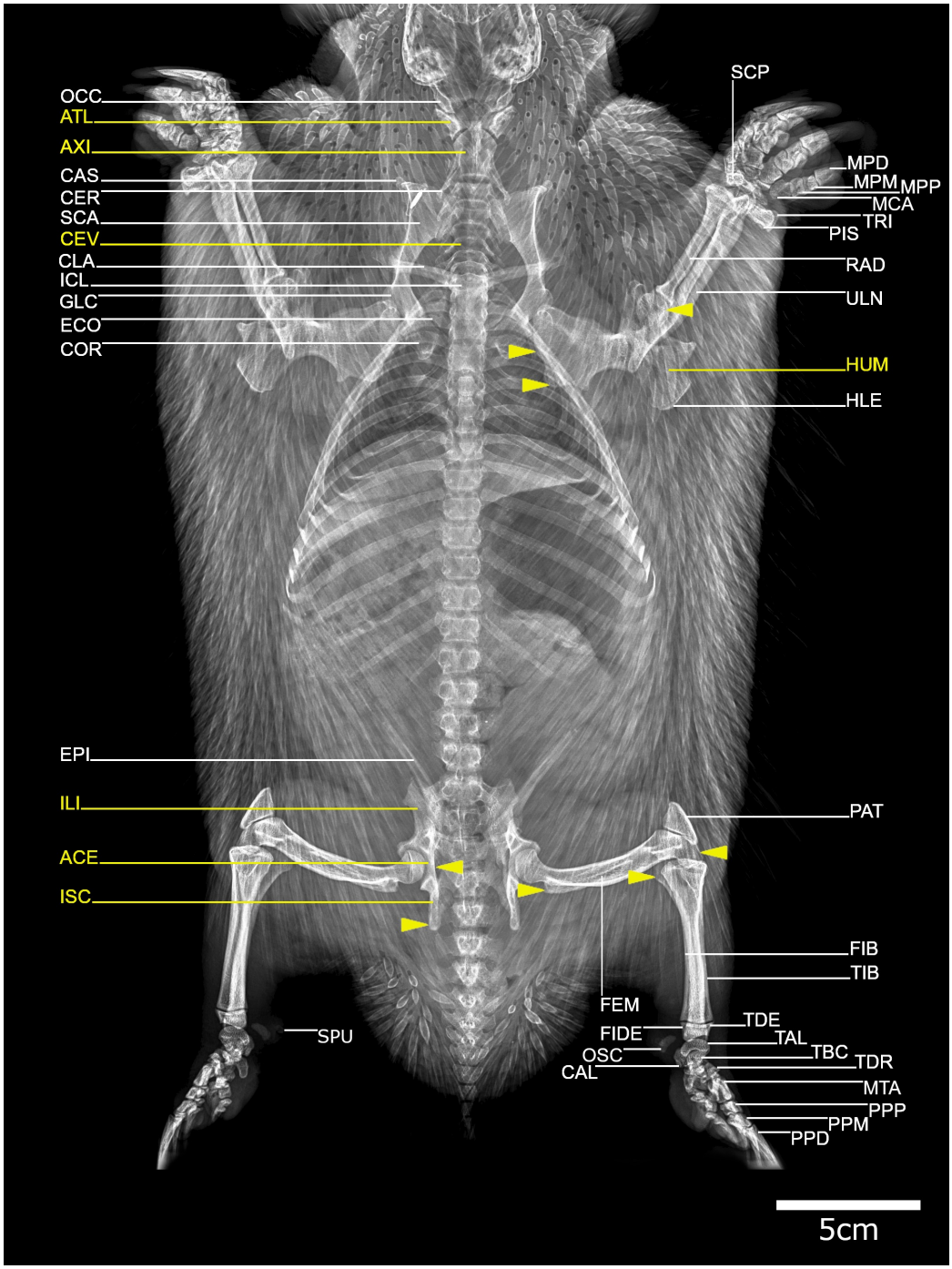

Warburton, Naicker, Tobias and Vogelnest 2026 Royal Society Open Science

[OFFICIAL]

ECHIDNA X-RAY - C

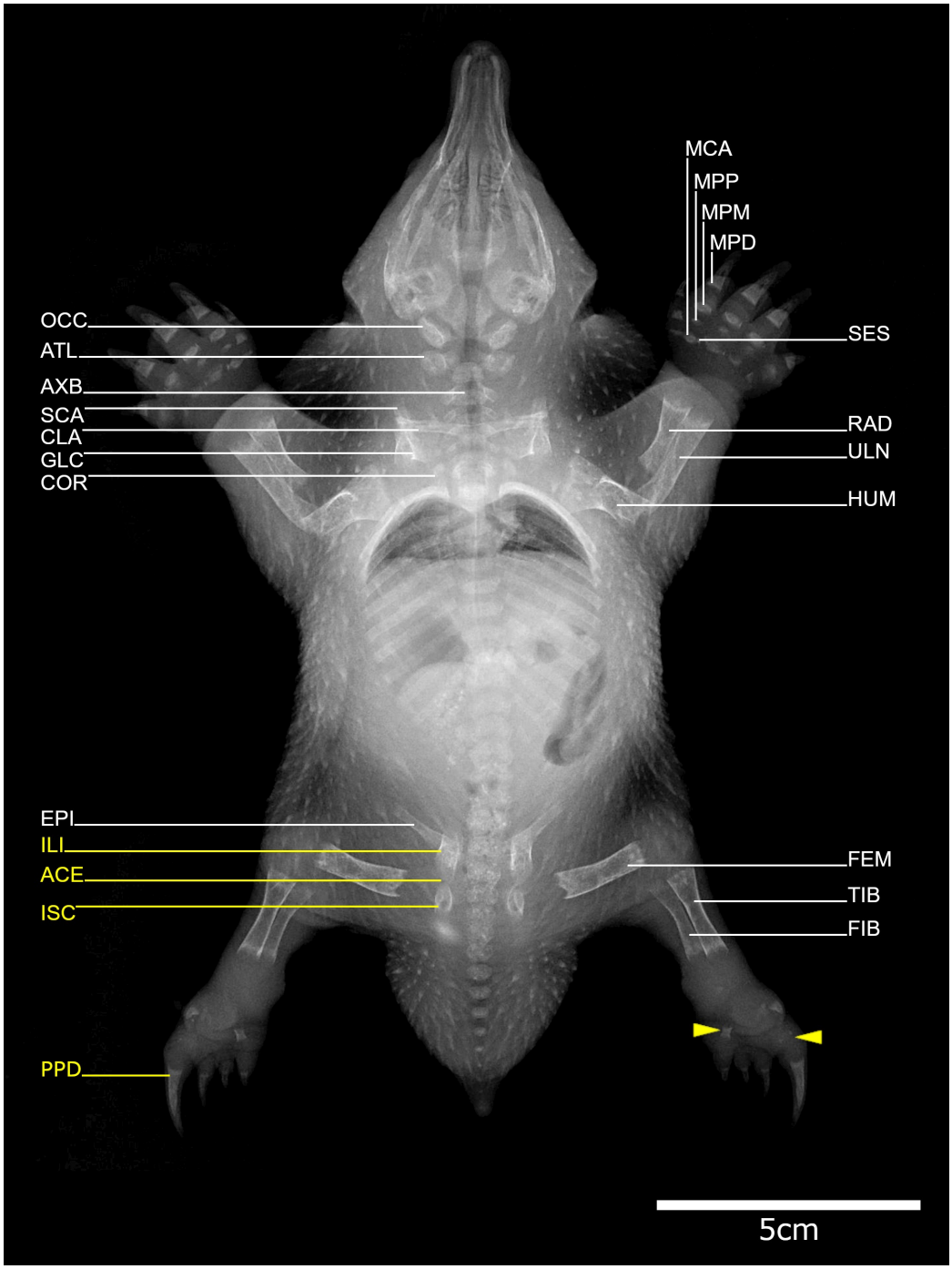

Warburton, Naicker, Tobias and Vogelnest 2026 Royal Society Open Science

[OFFICIAL]

ECHIDNA X_RAY - D

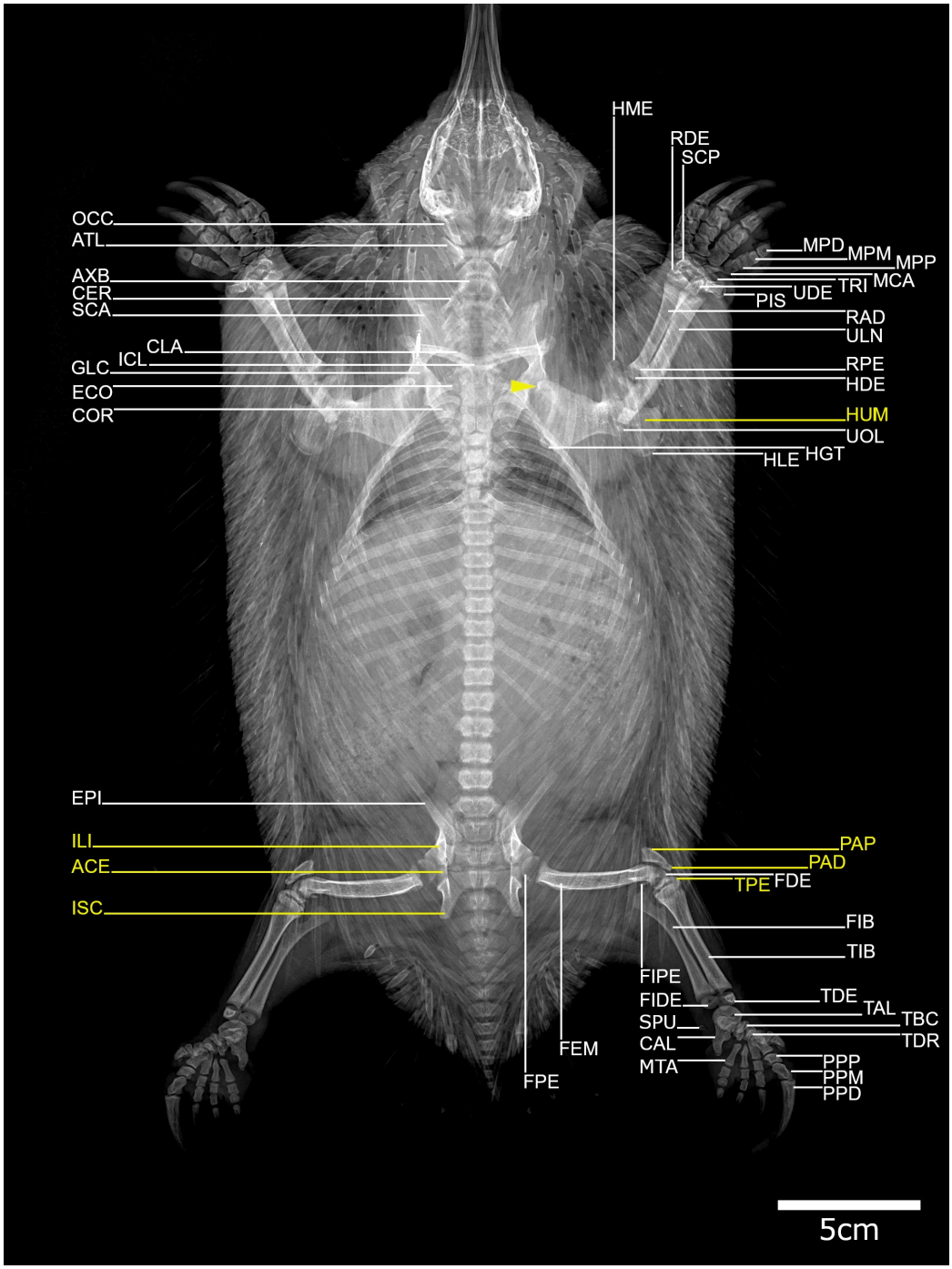

Warburton, Naicker, Tobias and Vogelnest 2026 Royal Society Open Science

[OFFICIAL]

ECHIDNA BODY MASS WITH AGE

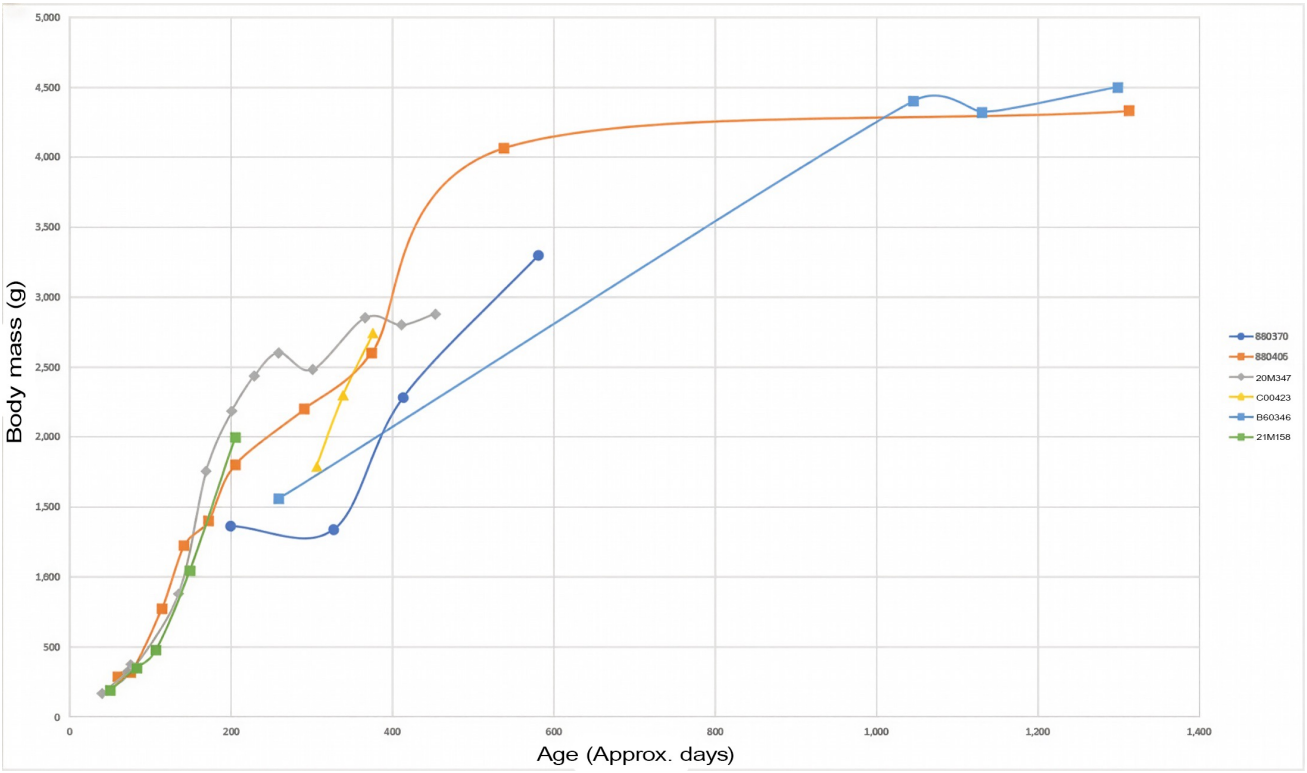

Warburton, Naicker, Tobias and Vogelnest 2026 Royal Society Open Science

[OFFICIAL]